

# 10 Step Creation of Facebook Fundraiser for KKFI 90.1FM



100% of these donations go directly to KKFI

1. Type into web browser [facebook.com/fundraisers](https://facebook.com/fundraisers)

2. Select Nonprofit




Create a fundraiser for yourself or someone else, or another cause that's important to you.

 <p><b>Raise money for a nonprofit</b> Money raised will go directly to the nonprofit.</p> <p>Select Nonprofit</p>	 <p><b>Raise money for you or a friend</b> Money raised will be deposited into your bank account.</p> <p>Select Category</p>
---	--

3. Type 'KKFI' into the search bar.

Select Nonprofit ×



**KKFI 90.1 FM**  
Chris Hudson, Neal Wolahan and 42 other friends have donated • Public Affairs and Communications • Kansas City, Missouri

# 10 Step Creation of Facebook Fundraiser for KKFI 90.1FM

100% of these donations go directly to KKFI

## 4a. Select Who is Organizing the Fundraiser

- a. This is where you would decide if it was a Page you manage, such as your page for your program, or your Personal Page.

## 4b. Who are you raising money for?


- b. KKFI 90.1FM.

## 4c. How much money do you want to raise?

- c. This is really up to you and what you think is realistic.
- d. I think between \$500 and \$1000 for most programs is a good target.


## 4d. When should your fundraiser end?

- e. Choose the final day of this fund drive. Oct. 20th, 2019.




Let's start with the basics

Who is organizing the fundraiser?

 Bill Sundahl ▼

Who are you raising money for?


 KKFI 90.1 FM


How much money do you want to raise? ⓘ

500 USD ▼

When should your fundraiser end? ⓘ

Oct 20, 2019

Fundraisers are  Public, so anyone on or off Facebook can see them. Only people on Facebook can donate.


 [Next](#)

# 10 Step Creation of Facebook Fundraiser for KKFI 90.1FM

100% of these donations go directly to KKFI

## 5. Explain why you give to KKFI

- Include personal stories and why you think others should too.
- Be brief and speak from the heart.

✕

### Tell your story


What's the title of your fundraiser? ⓘ

Bill's fundraiser for KKFI 90.1 FM

Why are you raising money? ⓘ

I want to sustain KKFI 90.1 FM Community Radio well into the future. I believe it is important to have unfiltered information and that everyone is able to get it for free. So please join me in support of independent media right here in our community. No matter what you can give, every little bit helps. Thank you.

Back



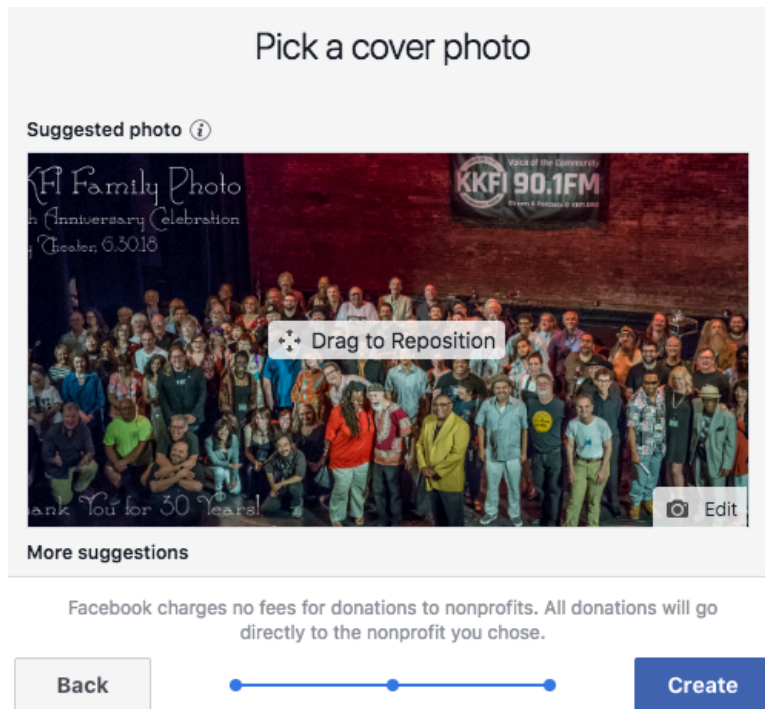
Next

## 10 Step Creation of Facebook Fundraiser for KKFI 90.1FM

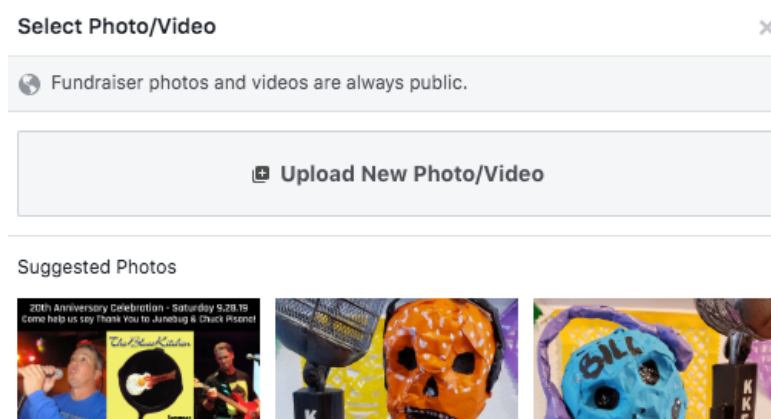
100% of these donations go directly to KKFI

### 6. Choose image for your fundraiser.

- Can choose KKFI Cover Photo
- OR something more personal to your program or friends.
  - Click EDIT in bottom right corner of image



- Choose from your facebook photos or Upload new one



### 7. Click 'Create'

- YOU DID IT!
- Now your fundraiser is out there in the world, lets nurture it.

## 10 Step Creation of Facebook Fundraiser for KKFI 90.1FM

100% of these donations go directly to KKFI

### 8. Tell your friends:

- Sharing to your Page or Story.
- Share as a Post with more info about why you cared enough to do this.
- Invite friends directly to the fundraiser.
- Share that you have a Fundraiser on your on-air program.
- **Do this at least every couple days during the Fundraiser.**

### 9. Say Thank You!

- Facebook will inform you when someone has donated to your fundraiser.
- Reply to that post with a message of appreciation.
- [Click Here](#) for a KKFI Custom Thank you graphic that you can post into the reply for an extra touch of appreciation.



### 10. The Donations will come to KKFI direct deposit within one month of the end of the fundraiser.

Thank you so much for taking the time to read this and for your support of KKFI.